

The Signature Equine Line



115638
40'x60'x10'

Stalls
Stall Doors
Dutch Doors
Sliding Doors



LESTER
BUILDINGS

LESTERBUILDINGS.COM

Stall Options



Most Signature metal components feature a textured powder coat paint system to minimize fingerprints, smudges, etc.

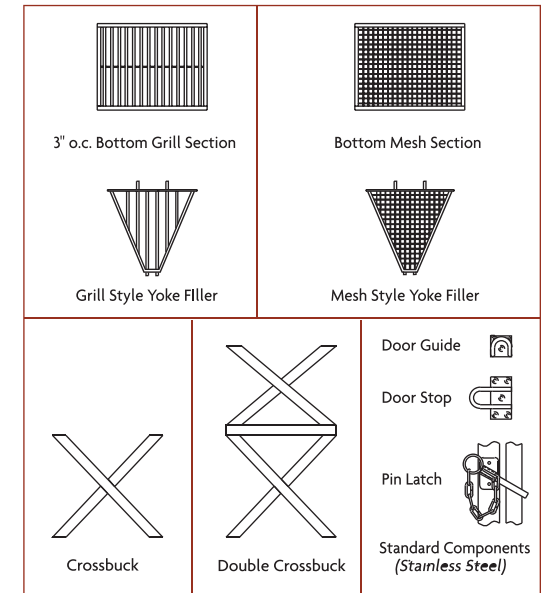
Stall Doors

Steel provides the ultimate in strength. It does not warp or bind. Round, 'self-cleaning' tracks and premium trolleys ensure smooth operation.

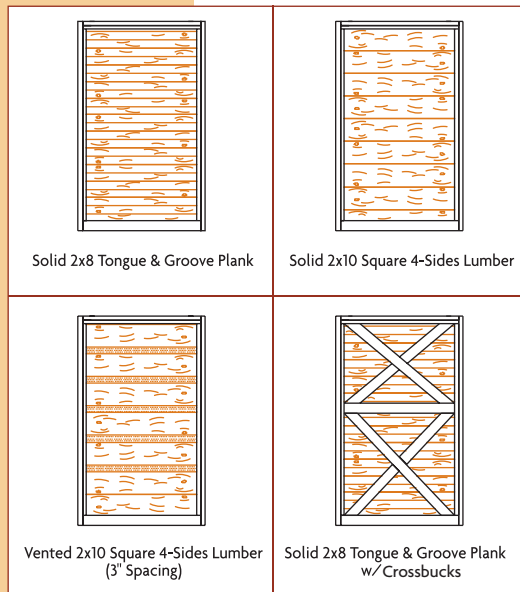
Add a simple, sturdy latch and you can be sure these doors will look great and operate smoothly for years. More details:

- Available in solid #1 prime southern yellow pine tongue & groove or surfaced (all 4 sides) plank.
- Steel grill or steel mesh tops and/or bottoms available.
- Steel yoke top available.
- Structural frame and most steel components feature galvanealed steel on all sides. Textured powder coating is available in all of Lester's colors.
- Stall doors feature a complimentary Lester medallion plate, signifying our guarantee of long term value.

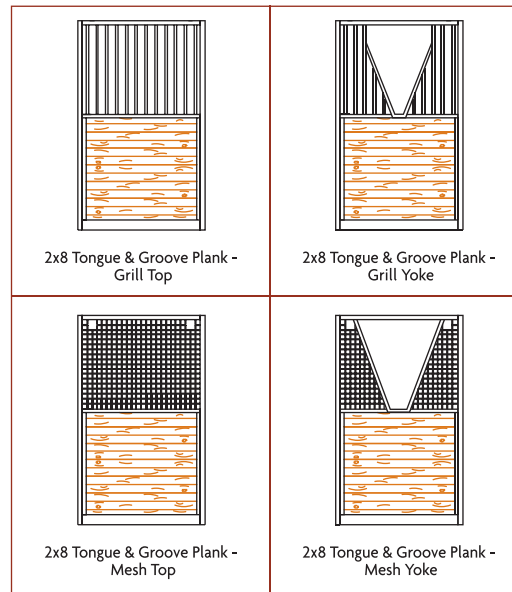
Accessories




Solid Wood Top & Bottom Options



Grill & Mesh Top Options





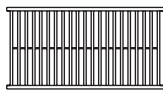




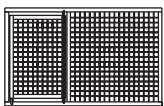

Popular Top & Bottom Combinations



Stall Fronts

- Available in solid #1 prime southern yellow pine tongue & groove or surfaced (all 4 sides) plank.
- A 37" tall grill or mesh section with optional feed hole or swing door can be substituted for the plank in the stall top.
- Grill or mesh can also be used in the stall bottom to provide maximum ventilation and clear sight lines.
- A vented front formed by spaced surfaced (all 4 sides) planking is also available.
- A swinging feeder panel can be added to the bottom of all fronts.
 - Feed accessories attach to the panel, providing your horse a natural, comfortable feeding posture.
 - Allows you to care for your animals without having to enter the stall.

Stall Front Options

Upper Grill Section - Plain 	Upper Mesh Section - Plain 	Lower Grill Section - 3" O.C. 
Upper Grill Section - Feed Hole 	Upper Mesh Section - Feed Hole 	Lower Mesh Section 
Upper Grill Section - Swing Door 	Upper Mesh Section - Swing Door 	Swing Out Feeder 

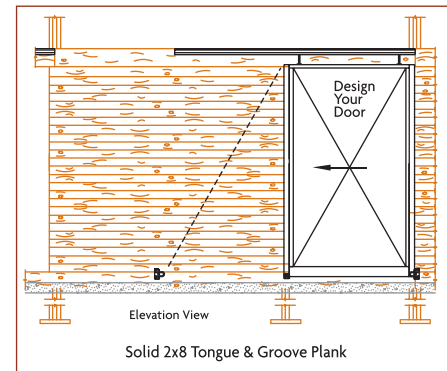
NOTE: Not available with Grill or Mesh

Stall Backs

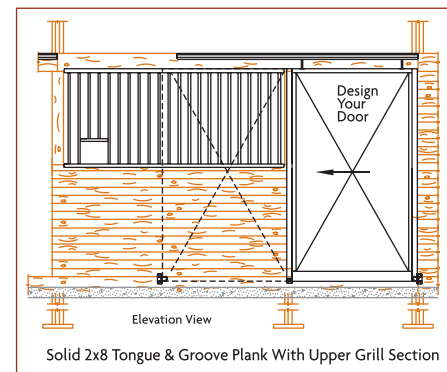
- Available in solid #1 prime southern yellow pine tongue & groove or surfaced (all 4 sides) plank.

Note: Stall backs can be located to the outside or inside of the building columns. See illustrations below.

Stall Fronts — Solid Wood Option



Stall Fronts — Grill Top Option

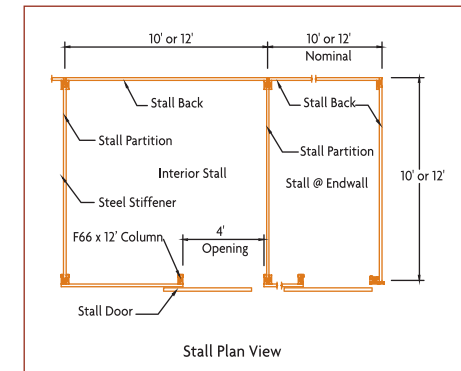


Stall Partitions

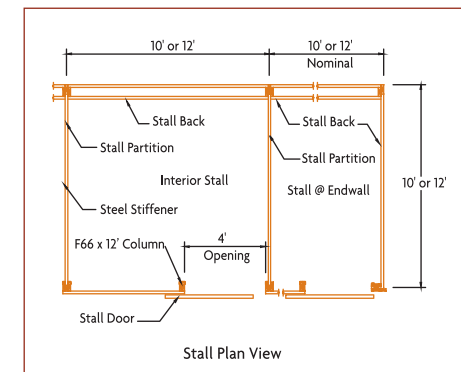
- Available in solid #1 prime southern yellow pine tongue & groove or surfaced (all 4 sides) plank.
- A 37" tall grill or mesh section can be substituted for the plank in the stall top.
- Grill or mesh can also be used in the stall bottom to provide maximum ventilation.
- A vented partition formed by spaced surfaced (all 4 sides) planking is also available.

Plank to Outside Option

(exterior cladding attached to stall planking)



Plank to Inside of Building Option



Sliding and Dutch Doors

Sliding Doors

Signature sliding doors are premium architectural and maintenance-free doors with crossbucks and optional windows. These doors provide a real touch of class to any structure.

Coordinating Signature sliders with other architectural elements such as cupolas, dutch doors, flying gables, porches, walk doors, and windows will result in a beautiful project that will be uniquely yours.

Three distinct styles are available; the Filly, Colt and Mustang. The door frame, crossbuck trim kit and “background” field are available in all sixteen Lester colors.

The window included in the Filly and Mustang styles is double-paned and the framing can be painted to match the door. Colored internal grids are available. Tempered window glass is used for durability and safety.



Colt slider with Pony bale door



Filly-style slider

The door frame, track, trolleys, guides, and latches are exactly the same as those used in the standard Lester sliding door. All of the lessons learned from decades of building large agricultural sliding doors are built into your Signature door!

Half-inch premium, exterior grade plywood is used to provide a smooth sturdy base for the 29 gauge painted steel field material. The trim kit is 16 gauge, laser cut, powder coated, galvanealed steel for the ultimate in durability and lasting good looks.

Finally, a mini-version of the Signature slider is available as a bale door. Called the Pony, it is a single crossbuck door available in left and right sliders.

Dutch Doors

Lester’s 4’ x 7’ dutch doors feature an all-steel 16 gauge frame and crossbucks. Again, all components — other than latches — can be color-matched. Hinges are factory-welded, greatly reducing door sag.


The crossbucks and door perimeter look precise and clean and have safe, laser cut corners. The 29 gauge steel “field” cover behind the crossbuck is laminated directly on the plywood on both sides, providing more strength and long life.

The frame and background field are available in all sixteen standard Lester colors — resulting in 256 possible door color combinations to choose from!




Dutch doors


Sliding Door Options



Filly



Colt



Mustang

Bale Door Options



Standard
Uni-Rib Metal



Pony

Standard Signature Sliding Door Sizes

Nominal Leaf Height (ft)	Nominal Single Leaf Width (ft)*				
	4'	5'	6'	7'	8'
8'	X	X	X	X	X
10'	X	X	X	X	X
12'	NA	X	X	X	X
14'	NA	NA	X	X	X

*Doors are available in single slide (one leaf) and split sliding (two leaves) configurations. Width is doubled when split sliding option is chosen.

The Value is in the Details

Beautiful, Sturdy and Economical

Start to finish, Lester's product development team worked hard to design equestrian components that are safe, aesthetic and singular in value. As a result, a nice variety of thoughtful equipment options are available to more than satisfy both your needs and the needs of your animals.

Galvanealed Steel and Durable Paint

Unlike others, *all Lester equine steel components are fabricated from galvanealed steel tube or flat stock, ensuring uniform corrosion protection.* Galvanealed steel combines the corrosion protection of a zinc coating with superior paint holding characteristics. But the zinc coating is only the first line of defense against corrosion!

The second line is the paint. After fabrication, all components are prepared for powder coating in a five-step cleaning process that ensures excellent bonding between the coating and the steel.

You will notice that the UV-protected polyester powder coated paint is textured — like an orange peel — minimizing the impact and visibility of fingerprints, horse smudges and the like.

Finally, all sixteen standard Lester colors are available on Signature Equine Line equipment. It all adds up to a great look that lasts!



Thicker Grill Tubes

Horse stall grill tube stock is 14 gauge and a full one-inch in diameter providing a safe, secure environment for your animal.



Specially-Milled Southern Yellow Pine Planking

Standard stall planking is specially-milled 2x8 tongue & groove #1 prime southern yellow pine. This special lumber has strict quality guidelines, ensuring that your stalls have the beautiful appearance you expect.

The Safest Latches Available

Those spring-loaded, slide-bolt latches that pose trouble for your horses are a thing of the past with Lester's new dutch door gravity latch.

This latch is located on the exterior side of the door. This means that the side of the door exposed to the horse is completely clear of any hardware — no gouges, scrapes or hang-ups!

The stall door pin latch provides excellent visibility. When the latch is not



Stall door pin latch



Knob handle latch option



Lever handle latch option

engaged it simply hangs next to the door. When it is engaged, the latch's ring is visible at the side of the door. At day's end, you can make an easy visual check to ensure that everyone is secure for the night.

The pin latch must be manually activated — there is no way to accidentally get locked in a stall!

Features and Benefits

- **Reduced danger** to horse and owner by using the strength of heavy steel as standard spec.
- **No door warping** — fully fabricated steel frames.
- **No chewing** — edges of posts and panels are covered by steel channel or angle.
- **Durability** — steel will last longer with the best protection currently available: galvanealing and polyester powder coating.
- **Feeding options** — open to your personal whim and habits.
- **Unmatched color options** — choose from sixteen standard Lester colors to match your tastes!
- **Ventilation** — a key concern, Lester provides the option not only to add ventilation to the top of the sliding stall door but also the entire stall front and partitions.
- **Partition versatility** — because Lester structures use laminated columns with a slot at the corner post and at the back wall, partition walls can be very cost-effectively installed by sliding lumber horizontally into these slots. This means they are also easily removed which means stall size can be quickly modified for foaling.

It all adds up to the best value available in the equestrian world and a comforting peace of mind for you! This is something you might expect from one of this country's equestrian building leaders. A company with an unmatched record of structural integrity and long-term building value. A company called Lester Buildings.

Specifications

Stall Sizes:	10' x 10', 12' x 10', 12' x 12', others as needed
Stall Door Size:	48" opening; 52" door size (2" lap on both sides)
Construction Material:	Commercial grade steel, 12 & 14 gauge
Construction Style:	Pre-welded panels open to fill with Lester 2 x 8 #1 prime southern yellow pine
Standard Finish:	Textured polyester powder coat over galvanealed components
Standard Bars:	1" diameter round tube, 14 gauge, 4" on center (O.C.)
Standard Mesh:	1/4" solid round bar in welded 2" O.C. square mesh, welded at every junction
Crossbuck:	12 gauge steel, 4" wide, available in standard powder-coat colors, screwed to face of door
Lester Colors Available:	Sixteen standard Lester colors.* Screws used to fasten components to the plank will color match equipment colors.

*Available on powder components only. Excludes door stop, door guide, latch, pin latch, and trolley. See your Lester independent dealer or factory representative for a color chart or actual textured color samples.



LESTERBUILDINGS.COM
email: info@lesterbuildings.com
Toll free 800-826-4439

Regional Service Centers

Main & Western Region Office
1111 2nd Avenue South
Lester Prairie, MN 55354

Central Region Office
890 West State Street
Charleston, IL 61920

Eastern Region Office
276 Woodbine Road
Clear Brook, VA 22624

As Lester products constantly improve, Lester Buildings reserves the right to change construction details and material specifications without prior notice. Colors represented in this catalog are for illustration purposes only and may vary from actual available colors and finishes.

Some buildings pictured may feature optional components.

© 2008 Lester Building Systems, LLC 7100-EQUS-2 Rev. 8-2008